


TECHNICAL REPORT

**Verification of temperature effects on railpad damping performance
by analysis of the Track Decay Rate (ISO 16451)**

H. Miessbacher, M. Trimmel, Semperit Technische Produkte GmbH Austria



1. Project description

Pass-by noise of trains is influenced mainly by the combined wheel/rail roughness, the excitation of the wheel/rail system, and by amount of damping of the rail vibrations. Knowing the damping, and understanding the effect of the temperature on it, is crucial in the design of a rail pad.

The rail vibration damping, also called the Track Decay Rate or TDR, can be measured by applying the norm **ISO15461: Railway applications–Noise emission–Characterisation of the dynamic properties of track sections for pass by noise measurements.**


The Semperit test track, equipped with 320kg mono-block sleepers, UIC60 rail en SKL14 fixations is used to measure the TDR according to ISO15461 at different rail temperatures. Temperatures are measured at the bottom side in the middle of the rail feet with a contact device thermocouple during 5 seconds. The average temperature of 3 points, spaced 5meter is calculated.


2. Setup and equipment

All equipment, data processing and analysis is as requested by the ISO15461. Pictures below show the measurement test-setup, response accelerometers and impulse hammer.

A verification of the measurement procedure was done by comparing measurement results and calculations with similar measurements and setups performed by external partners.

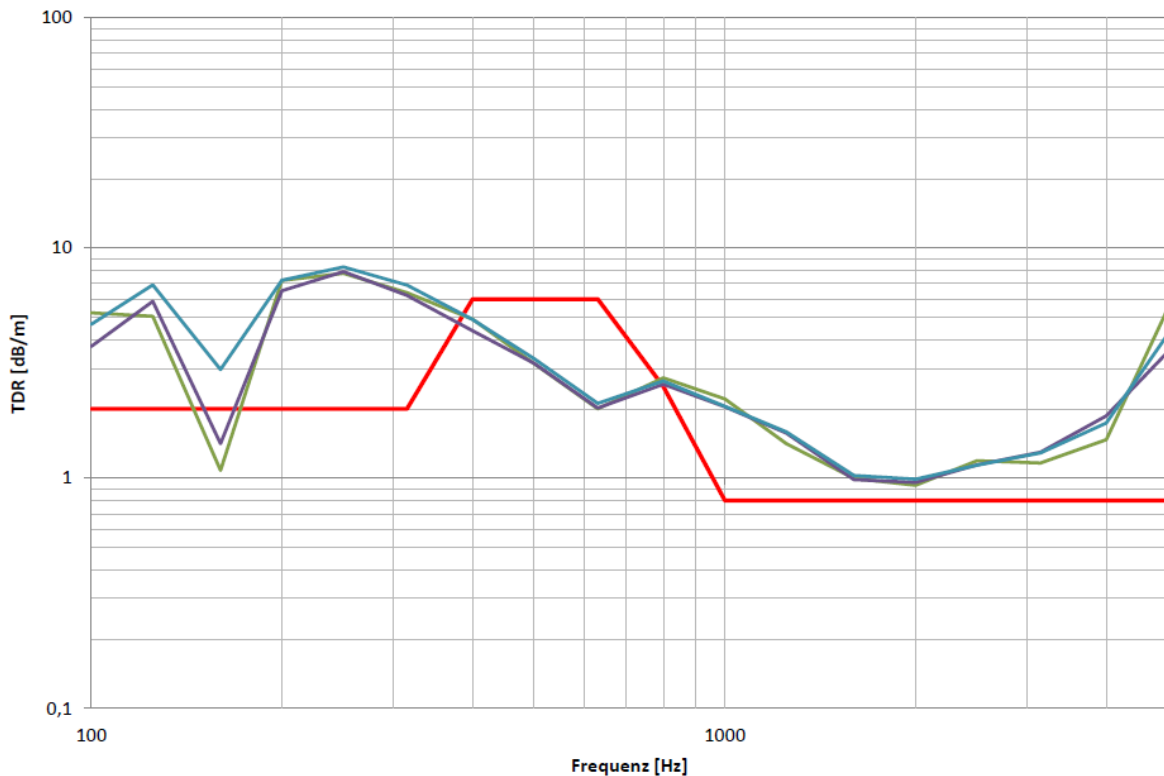
A detailed study on the performance of the test track by means of a tuned finite element model, acceleration measurement versus calculation, comparison with real railway tracks in use etc. is done in order to verify and approved the performance of the test track. This study is not public.





Care is taken to use the same SKL14 bold mounting torque at each pad installation in order to have a good repeatability of the measurements. Measurements and analysis are described in a strict procedure and are always performed by the same person using the same equipment.

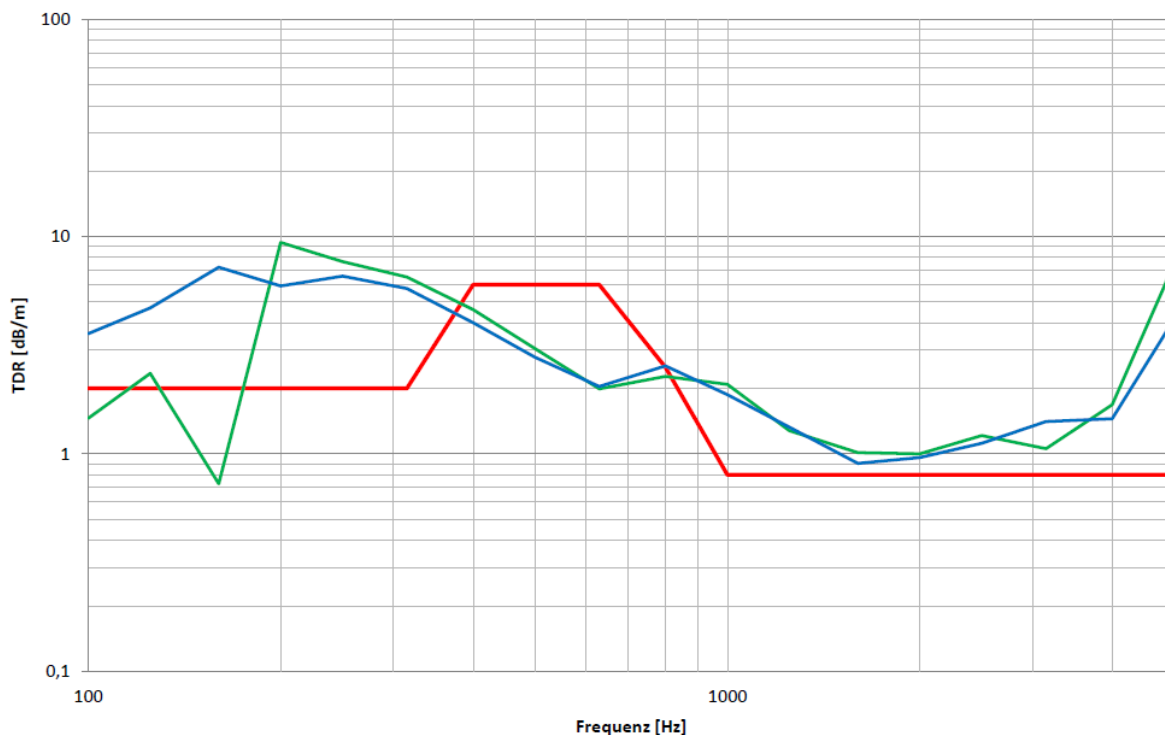
Vertical Decay Rate



Vertical track decay rate standard elastic rail pad 7mm: measured 3 times

In the frequency range of interest 500 Hz tot 2.5 kHz, measurement, and analysis, also performed with a broad range of rail pads show very similar results.

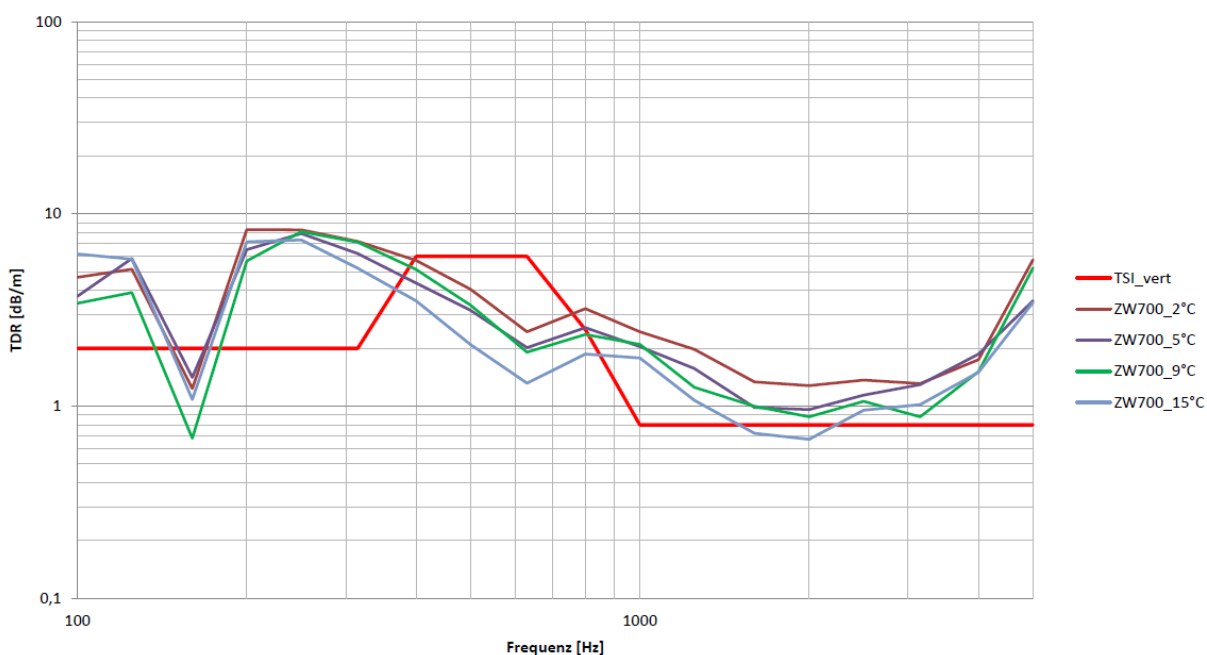
Vertical Decay Rate



Vertical track decay rate standard elastic rail pad 7mm: Semperit and external partner

A first analysis of the rail foot temperature influence on TDR in the range between 2°C and 15°C was done on standard rail pads 7mm and shows clear the relation with the temperature. Even going from 2°C to 5°C shows a shift in measured TDR values.

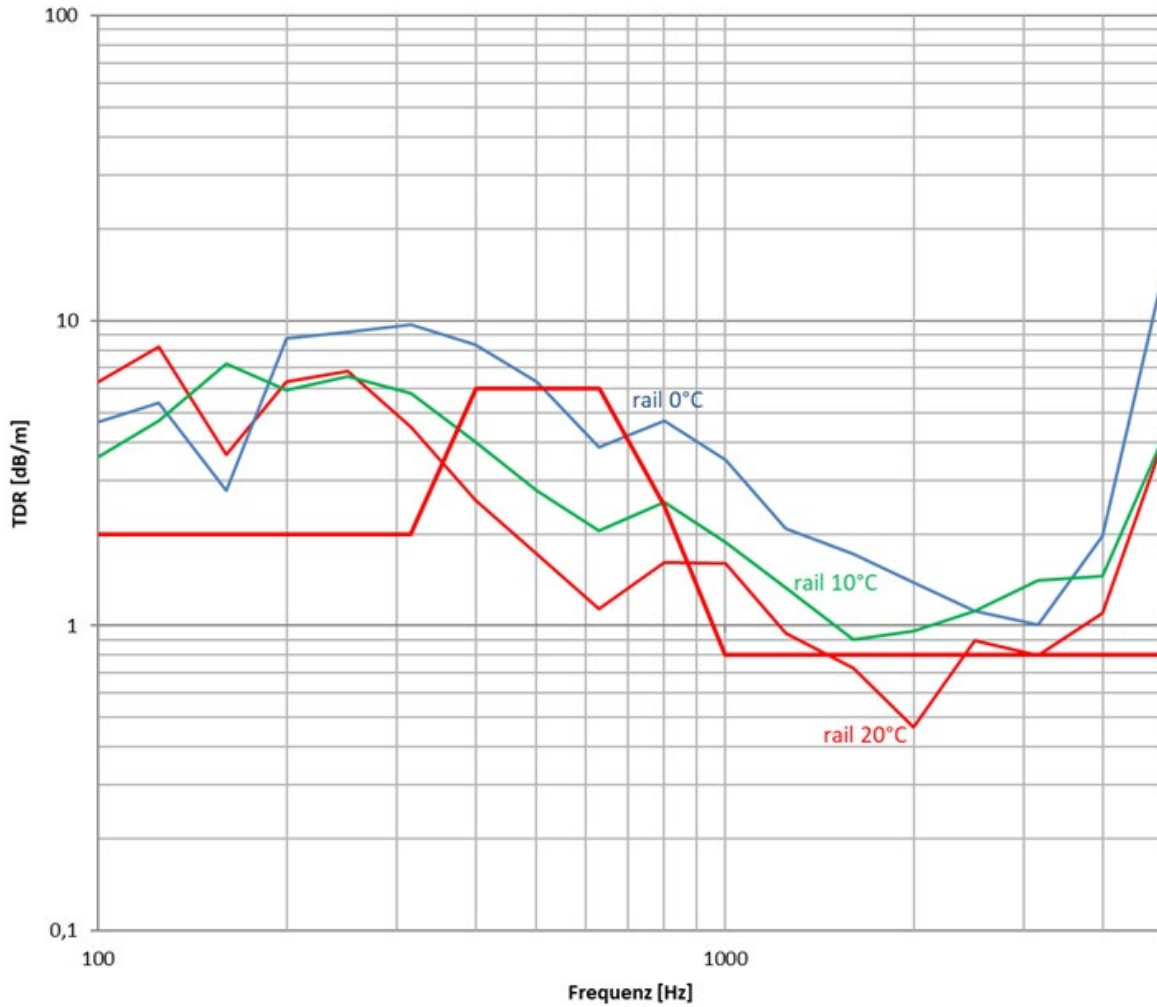
Vertical Decay Rate



Vertical track decay rate standard elastic rail pad 7mm: different rail temperatures

3. Tested products

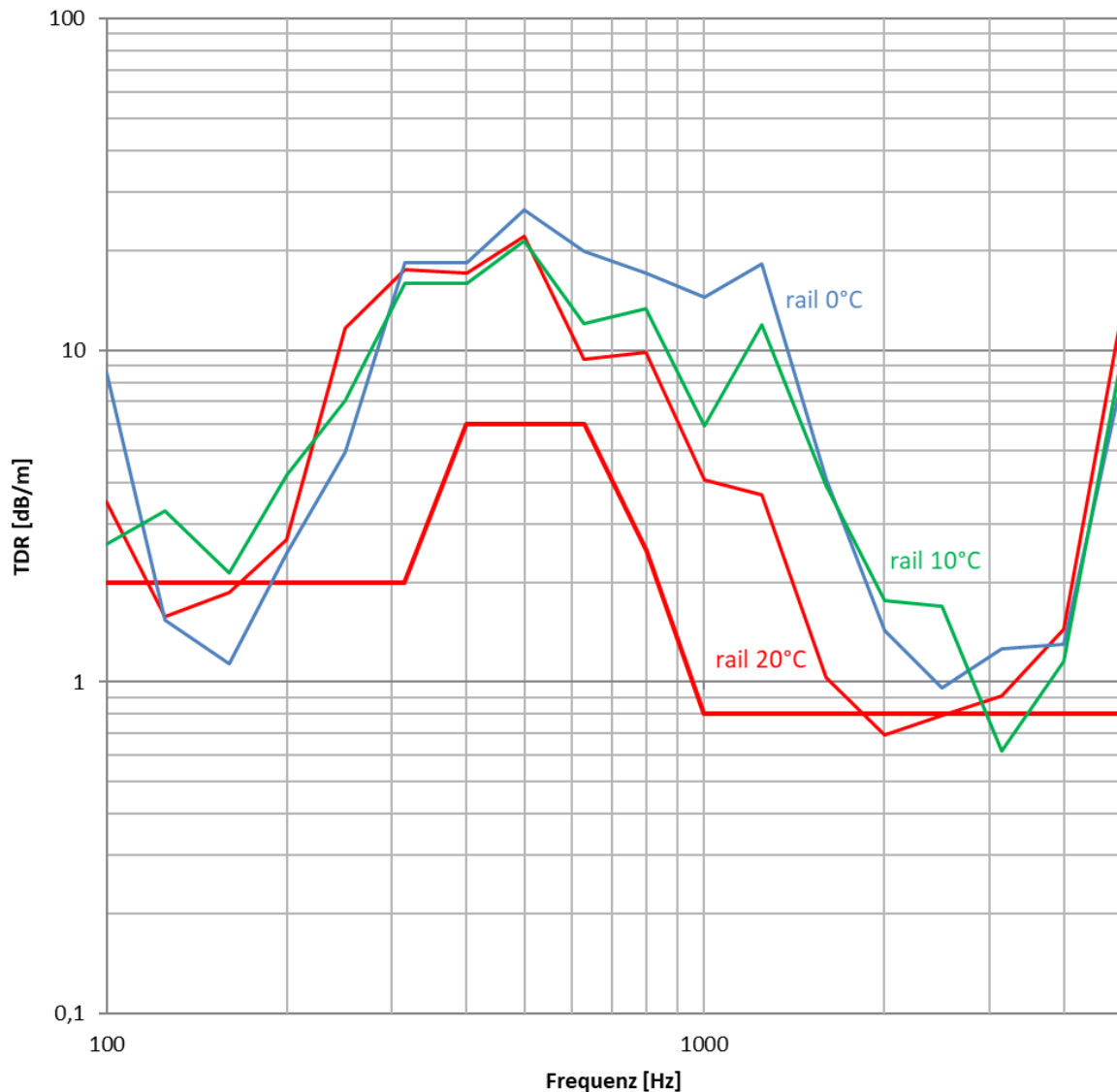
3.1 Rail pad 9mm standard: 90 MN/m @ 20 Hz



Vertical track decay rate standard elastic rail pad 9mm:
different rail temperatures 0°C / 10°C / 20°C

2.1 Rail pad 9mm acoustical optimized: 280 MN/m @20 Hz

These rail pads are optimized for having a high and more stable TDR, staying above the reference curve at all temperatures, without having an extreme static stiffness and, still resulting in good distribution of the forces into the track, and giving a sufficient protection of the substructures (Sleepers, Ballast,...).



Vertical track decay rate acoustical optimized elastic rail pad 9mm:
different rail temperatures 0°C / 10°C / 20°C

4. Conclusion

Semperit Technische Produkte GmbH Austria, is a well-known company dealing with substructure components for rail track application. In the past it has successfully developed elastic rail pads for different railway organisation according their product specifications.

Since 2020, Semperit has been able to develop elastic rail pads based on track requirements as well as acoustic requirements. With the help of TDR measurements on your own test track, new products can be specifically developed and their acoustic potential for improvement can be predicted.

All specifications, numbers, calculations, test values, and data mentioned here – which are the basis for our customer consultation – are in accordance with the current state of the art and are the result of many years of tests and trials. As the individual operating conditions have an influence on product application, it is the sole responsibility of the customer to check the application conditions of each individual case, and whether the specified quality criteria of our products are adequate for the intended purpose. Improper use, excessive loading, or exposure to impermissible media can impair the product's function. Our experts will be happy to answer any questions you might have. Text and pictures, etc. remain in the ownership of Semperit Technische Produkte Gesellschaft m.b.H. The pictures and graphics shown are only representative images. No liability is accepted for mistakes or printing errors and data is subject to change at any time. Copying and distribution in any form whatsoever, in whole or in part, only with the express written consent of Semperit. Copyright © Semperit Technische Produkte Gesellschaft m.b.H., 04/2024, Version A. All rights reserved.